

LEDgen3

A NEW ERA OF LIGHTING



Tried · Trusted · True

*Ready to upgrade your lighting game? Discover the power of **LEDgen3** and transform your projects now!*

LEDgen3

ILLUMINATE YOUR WORLD WITH UNMATCHED EFFICIENCY & RELIABILITY

Discover Allanson's game-changing **NEW LEDgen3 range**, presenting a diverse array of premium LED module solutions. Immerse yourself in the brilliance of energy-efficient lighting that you can rely on. Engineered to deliver peak performance, our LEDgen3 modules offer unparalleled sustainability while providing radiant light with minimal power usage.

Designed for resilience, our CSA and cULus certified outdoor premium series modules ensure dependable operation even in the toughest weather conditions. Ideal for creating captivating architectural lighting and signage, our LED modules offer effortless peel-and-stick or screw installation, ensuring swift and hassle-free setup.



- Dependable **energy-efficient** illuminations
- **IP65 - IP68** options available for various environmental conditions
- **12V/24V** LEDs for flexible voltage needs
- Operating temperature: **-40°C to 60°C**
- Delivering **hotspot-free, uniform illumination** from wide expanses to compact areas
- Recommended depths range from **1.1" - 9.8"**
- **Built to last and easy to install**

Model	Voltage	lm/watt	IP
RGB Addressable LED Module	12V/24V	-	IP67
RGBW LED Module	12V	-	IP66
0.72W LED Module	12V	125	IP65
0.72W Red LED Module	12V	170	IP67
0.72W Orange LED Module	12V	170	IP67
0.72W LED Module	12V/24V	170	IP67
1.4W LED Module	24V	170	IP68
1.08W LED Module	12V	170	IP68
0.72W LED Module	12V/24V	170	IP68
0.36W Micro LED Module	12V/24V	150	IP65

LEDgen3

MODULE GUIDE


Tailored Brilliance for Any Signage Depth: Elevate your signage with LEDgen3's precision-engineered modules, meticulously crafted to suit signage of all depths. Illuminate your brand with unrivaled clarity and depth, showcasing your identity in its best light, regardless of scale.



L307W3RGB12A
L315W6RGB24A
RGB Addressable LED Modules

- Color: Red, Green, and Blue
- 165° Beam Angle
- IP67 Rated
- 5 yrs Warranty

Rec. Depth:
2" - 6" for 3 diodes (12V)
3" - 8" for 6 diodes (24V)



L307W3RGBW12
RGBW LED Module (12V)

- Color: Red, Green, Blue, and White (7000K)
- 2.5 Modules/Foot
- 120° Beam Angle
- IP66 Rated
- 5 yrs Warranty


Rec. Depth: 4" - 6"



L304W1TWXXM
0.36W Micro LED Module (12V/24V)

- Color Temperature: 7000K
- 6 Modules/Foot
- 54 Lm/Module
- Efficiency - 150 Lm/W
- 168° x 147° Beam Angle
- IP65 Rated
- 5 yrs Warranty


Rec. Depth: 1.1" - 3.1"



L307W2TWXXP
0.72W LED Module (12V/24V)

- Color Temperature: 7000K
- 1.7 Modules/Foot
- 122 Lm/Module
- High efficiency - 170 Lm/W
- 170° Beam Angle
- IP68 Rated
- 7 yrs Warranty

Rec. Depth: 2" - 6"



L307W2TW12G
0.72W LED Module (12V)

- Color Temperature: 7000K
- 2 Modules/Foot
- 90 Lm/Module
- Efficiency - 125 Lm/W
- 165° Beam Angle
- IP65 Rated
- 3 yrs Warranty


Rec. Depth: 2" - 6"



L311W3TW12P
1.08W LED Module (12V)

- Color Temperature: 7000K
- 1.5 Modules/Foot
- 184 Lm/Module
- High efficiency - 170 Lm/W
- 170° Beam Angle
- IP68 Rated
- 7 yrs Warranty

Rec. Depth: 3" - 7"



L307W2XXXXB
0.72W LED Module (12V/24V)

- Color Temperature: 7000K (12V/24V), 5000K (12V), 3500K (12V), and 3000K (12V)
- 2 Modules/Foot
- 122 Lm/Module
- High efficiency - 170 Lm/W
- 170° Beam Angle
- IP67 Rated
- 5 yrs Warranty

Rec. Depth: 2" - 9.8"



L314W4TW24P
1.4W LED Module (24V)

- Color Temperature: 7000K
- 1.2 Modules/Foot
- 245 Lm/Module
- High efficiency - 170 Lm/W
- 170° Beam Angle
- IP68 Rated
- 7 yrs Warranty

Rec. Depth: 4" - 8"





LEDgen3



COLOR MODULES

Vivid Color, Seamless Design: Our LEDgen3 Red and Orange modules deliver vibrant, uniform lighting for any signage depth, combining energy efficiency with striking brilliance. Ensuring bold and lasting impact for your lighting projects.

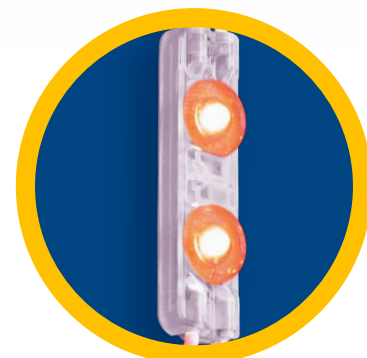
Dynamic Color Made Easy



**L307W2RD12B
0.72W LED Module (12V)**

- Color: Red
- 2 Modules/Foot
- 29 Lm/Module
- 41 Lm/W
- 170° Beam Angle
- IP67 Rated
- 5 yrs Warranty

Rec. Depth: 2" - 7.8"



**L307W2OR12B
0.72W LED Module (12V)**

- Color: Orange
- 2 Modules/Foot
- 27 Lm/Module
- 37 Lm/W
- 170° Beam Angle
- IP67 Rated
- 5 yrs Warranty

Rec. Depth: 2" - 7.8"



LEDgen3



Lighting Evolution Starts Here

Allanson's latest innovations in Colormix lighting: the **RGBW LED Module** and **RGB Addressable LED Modules**. These LEDgendary modules offer stunning color dynamics and individually addressable lighting effects. Designed for versatility, they are perfect for enhancing architectural features, signs, channel letters, and more! With customizable programming, these modules provide tailored lighting solutions to meet any and all demands, ensuring clear and reliable performance for any project. Elevate your lighting with these dynamic RGB lighting solutions.



RGBW LED Module (12V)

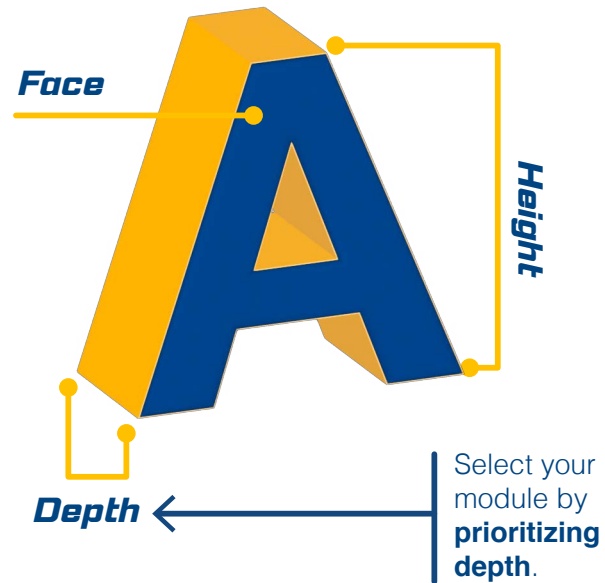
L307W3RGBW12

- 12V
- Red, Green, Blue, White (7000K)
- 2.5 Modules/Foot
- 120° wide beam angle
- 0.96W

RGB Addressable LED Modules

L307W3RGB12A (12V, 3 Diodes)
L315W6RGB24A (24V, 6 Diodes)

- 12V/24V
- Red, Green, Blue
- 2.5 Modules/Foot (3 Diodes)
1.5 Modules/Foot (6 Diodes)
- 165° wide beam angle
- 0.6W (3 Diodes)
1.4W (6 Diodes)



Ideal Module: Thin Depth


L304W1TWXXM
0.36W Micro LED Module (12V/24V)



With its compact design, this module delivers powerful brightness, ideal for tight spaces without compromising lighting quality.

Ideal Module: Medium Depth

L307W2TWXXP
0.72W LED Module (12V/24V)



Despite its small size, this impressive LED provides ample brightness to illuminate medium-depth spaces efficiently and reliably.

Ideal Module: Thick Depth

L307W2XXXXB
0.72W LED Module (12V/24V)



Our most versatile LED illuminates signage from 2" to a significant 9.8" depth. Engineered for peak performance at any depth.



Module #	L314W4TW24P	L311W3TW12P	L307W2TWXXP	L307W2XXXXB	L307W2RD12B	L307W2OR12B	L307W2TW12G	L304W1TWXXM
Color/Color Temperature	7000K	7000K	7000K	7000K, 5000K, 3500K, 3000K	Red	Orange	7000K	7000K
LED/Module	4	3	2	2	2	2	2	1
Module/Ft	1.2	1.5	1.7	2	2	2	2	6
Lm/Module	245	184	122	122	29	27	90	54
Lm/Ft	294	275	207	244	58	54	180	324
Lm/Watt	170	170	170	170	41	37	125	150
Beam Angle	170°	170°	170°	170°	170°	170°	165°	168° x 147°
Wattage	1.44W	1.08W	0.72W	0.72W	0.72W	0.72W	0.72W	0.36W
Input Voltage	24V	12V	12V & 24V	12V & 24V(7000K)	12V	12V	12V	12V & 24V
Operating Temperature (°C)	-40°C ~ 60°C	-40°C ~ 60°C	-40°C ~ 60°C	-40°C ~ 60°C	-40°C ~ 60°C	-40°C ~ 60°C	-40°C ~ 60°C	-40°C ~ 60°C
IP Rating	IP68	IP68	IP68	IP67	IP67	IP67	IP65	IP65
Recommended Depth	4"-8"	3"-7"	2"-6"	2"-9.8"	2"-7.8"	2"-7.8"	2"-6"	1.1"-3.1"
Warranty	7 yrs	7 yrs	7 yrs	5 yrs	5 yrs	5 yrs	3 yrs	5 yrs

Module #	L307W3RGBW12	L307W3RGB12A	L315W6RGB24A
Color	Red, Green, Blue, and White (7000K)	Red, Green, Blue	Red, Green, Blue
LED/Module	3	3	6
Module/Ft	2.5	2.5	1.5
Beam Angle	120°	165°	165°
Wattage	0.96W	0.6W	1.44W
Input Voltage	12V	12V	24V
Operating Temperature (°C)	-40°C ~ 60°C	-40°C ~ 60°C	-40°C ~ 60°C
IP Rating	IP66	IP67	IP67
Recommended Depth	4"-6"	2"-6"	3"-8"
Warranty	5 yrs	5 yrs	5 yrs

LEDgen3

CONTACT US

SCAN
ME



Tried · Trusted · True

cservice@allanson.com | 1.800.661.7251 | www.allanson.com

