




Allanson

NEW

Mini LED Module Narrow & Shallow Signs



Allanson's NEW **LEDgen₂** mini LED module, designed to fit 1/2" narrow stroke and 1.5" shallow signs, provides flexibility and versatility while making a big impact.



LEDgen₂

Lighting Solutions



CUSTOMER SERVICE 1.800.559.3659 | cservice@allanson.com | www.allanson.com

#21-294
Mar. 22



Specifications Chart

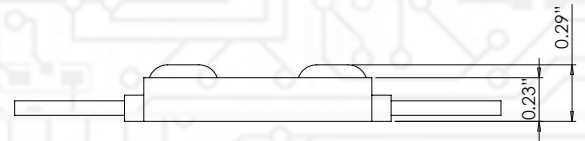
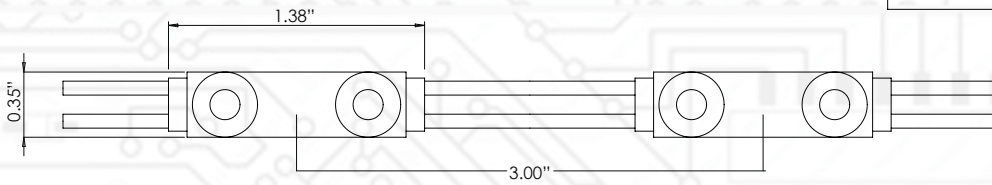
Part Number	S03W2CW B M
Color Temperature	6500K
LED/Mod	2
Mod/Ft	4
Lumens/Mod	37
Lumens/Ft	148
Lumens/watt	95
Beam Angle	160°
Power consumption (watt)	0.3W
Input Voltage	DC 12V
Operating Temperature	-30° C to +60° C
IP level	67
Packaging	
Anti-Static Bag	100 Modules
Carton	2500 Modules
Master Carton	5000 Modules
Warranty	5 years

Power Supply Loading Information

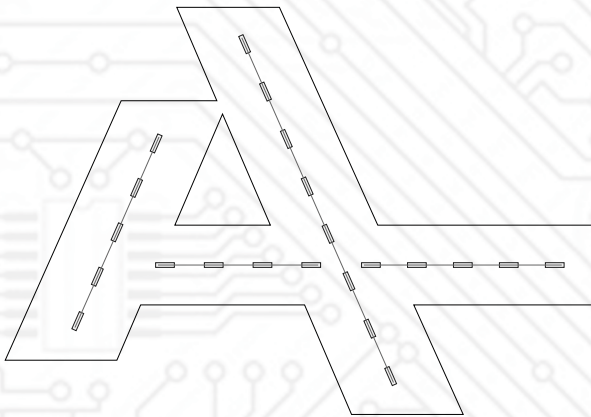
Part Number	Wattage	Number of Modules
		S03W2CW B M
CV122-120-277	24	60
CV125-120	60	150*
CV125-120-277	60	150*
CV12125-MV	2X60	150* + 150*
CVW125-MV	60	150*

*Modules can be connected in series or parallel. It is recommended that to achieve best results in a series when using Allanson 60 Watt Power Supplies, connect maximum 100 modules. For additional modules, connect in parallel.

Distance to Power Supply	Stranded Copper Wire Gauge	Expected Voltage Drop
13 feet	16 AWG	5%
20 feet	14 AWG	5%
30 feet	12 AWG	5%



Modules Population Recommendation



Recommended Depth	Max Stroke (Single Row)	Row Spacing (Multi-Row)
1 inch	1.5 inches	2 inches*
1.5 inches	2 inches	2 inches
2 inches	4 inches	3 inches
3 inches	6 inches	5 inches
4 inches	6 inches	6 inches
5 inches	6 inches	6 inches

* 6 modules/foot

Results may vary based on sign face material, graphics, and desired brightness.

For all your population services and estimations, please send .ai or .eps files to led@allanson.com.

