

Overview

Elevate your lighting game with our premium 11mm Back-Bendable LED Flexible Border Tubing, designed for seamless, uniform illumination. Engineered for versatility, it's the perfect choice for striking signage, dynamic installations, and custom designs. Featuring a vibrant, colored jacket for rich color output and a UV-resistant silicone housing for unmatched durability, this tubing thrives in any environment. Crafted for brilliance and longevity, it delivers a sleek, professional finish that stands out.



Installation Guide



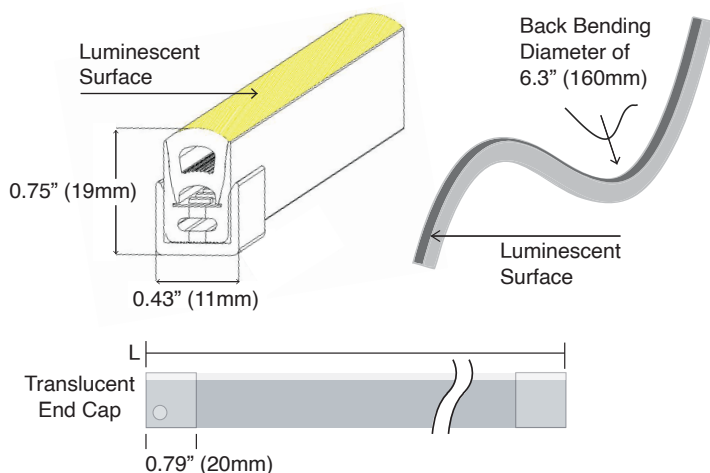
Where to Buy

Features

- 11mm back-bendable tubing
- 3 static colors available
- Colored jacket that's visible even when powered off
- UV resistant silicone housing
- 3 ounce copper LED ribbon for better heat dissipation
- Delivers consistent, uniform illumination without dark spots
- Highly flexible and versatile, perfect for various lighting applications
- Standard reel includes power lead with bottom-exit end cap on one side and a no-exit end cap on the other

Dimensions

Bending Diameter needs to be more than 6.3" (160mm).



Specifications

Operating Temperature.....	-40°C ~ 50°C
Beam Angle.....	120°
Protection Class.....	IP67 outdoor rated
Voltage.....	24V DC
Colors.....	Red (RD), Cool White 6500K (CW), and Blue (BL)
Cut Increments.....	1.97" (50mm)
Packaging.....	Anti-static bag per 236" (6m) reel with 12 clips
Installation Hardware.....	Clips included but not attached. Type of clips will be determined based on application
Part Number.....	Custom pre-cut: AFB1-XXXXY-ZZV B Q AB Field cuttable reel: AFB1-236YY-24V B Q AB
Warranty.....	3 Years

AFB1-XXXXY-ZZV B Q AB			
Length inches	LED Color i.e. RD for red	Input Volt	End Cap Type #1 for bottom exit; #2 for side exit
			Power Lead #1 for lead on one end; #2 for leads on two ends
		Jacket Color Same as LED Color for standard colors	

Power Supplies Loading

	Power Supply Part number	Output Watts	Input Voltage	Output Volts DC	Max. Capacity
24V	CV244-120-277	96W	120-277	24.0	19.7' (6m)
	CVW244-120-277**	96W	120-277	24.0	19.7' (6m)
	CVW2244-120-277**	192W (96 + 96)	120-277	24.0	19.7' (6m) + 19.7' (6m)
	CVW3244-120-277**	288W (96 + 96 + 96)	120-277	24.0	19.7' (6m) + 19.7' (6m) + 19.7' (6m)

*Custom colors upon request - minimum order quantity required

**IP68 rated power supply

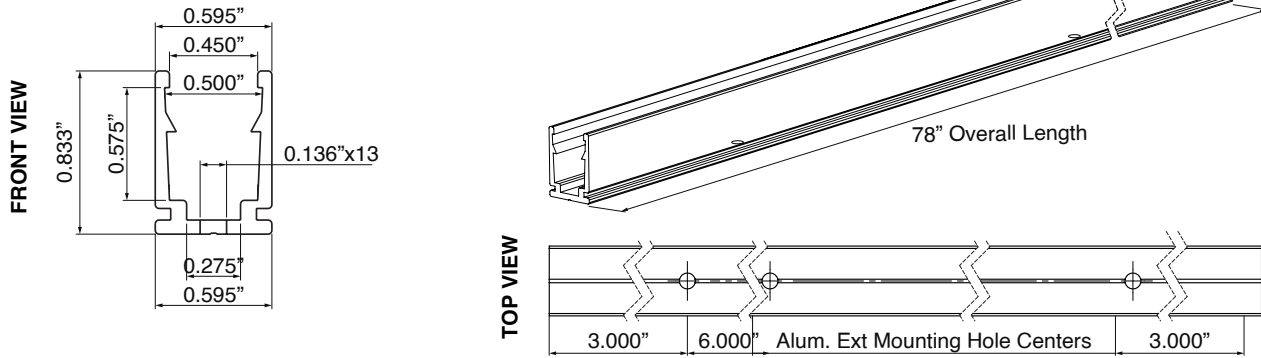


AFB1 (Back Bend) 11mm Back Bendable LED Flexible Border Tube

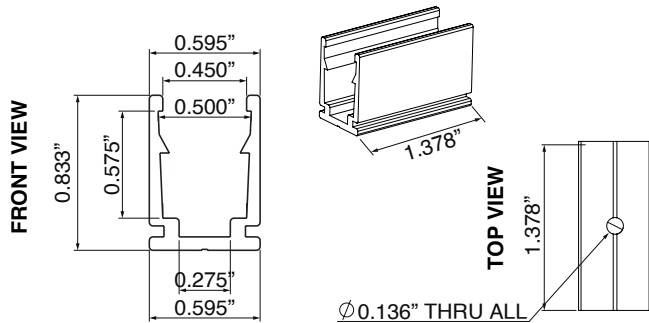


Mounting Hardware and Accessories

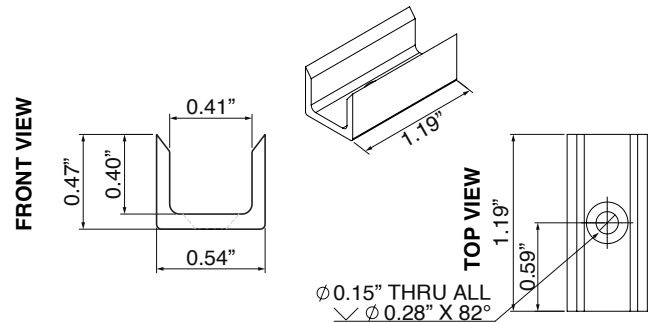
Self-Locking Aluminum Mounting Extrusion for Straight Runs



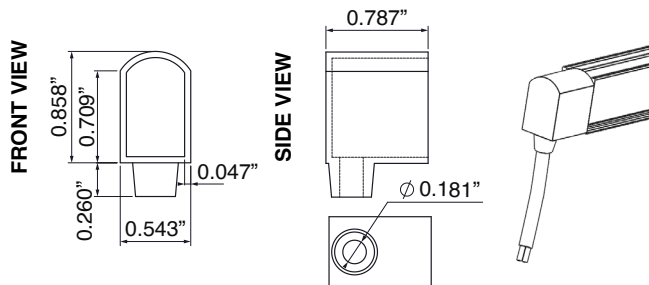
Outdoor Self-Locking Aluminum Mounting Clip



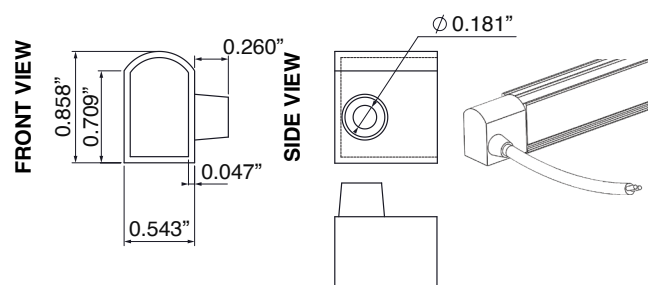
Indoor Plastic Mounting Clip



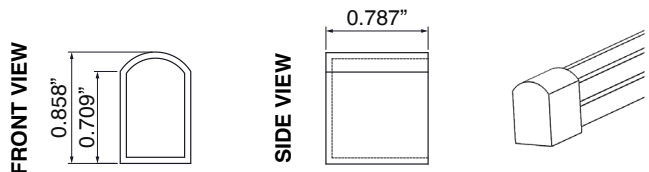
Translucent End Cap Bottom Exit



Translucent End Cap Side Exit



Translucent End Cap No Exit



For all your population layout services, please send files to led@allanson.com (acceptable file types include .ai, .eps, .dwg, or .dxf)

